

Old Fashioned Work Socks

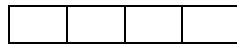
Need two colours of 100% wool (main colour MC, and contrast colour CC)

Cast on 52 sts in CC double pointed needles (approximately 3.25mm)

*K3 P1 repeat from * for 10 rounds



Change to MC *K3 P1 for 4 rounds



Change to CC *K3 P1 for 2 rounds



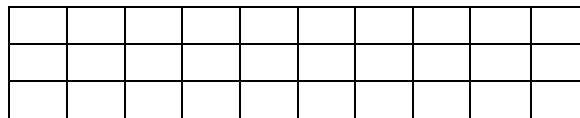
Change to MC *K3 P1 for 4 rounds



Change to CC *K3 P1 for 2 rounds



Change to MC *K3 P1 for 30 rounds




When you turn the heel you start in the middle of the heel just where you changed to the CC. This means if you K1 K2tog K1 (that is 4 sets do 10 are left on that side).

Heel has a total of 28 sts (14 on each side).

Turn and purl to the middle then P1 P2tog P1 (total 4 sts on that side so 10 left). Turn and knit across to midpoint, K2 K2tog K1 and turn (9 sts left). Keep going until you turn all the heel sts.

Heel: Change to CC for 14 sts (slip1 K1)
 Slip 1st st then purl across 27 sts (total 28 sts in heel)
 Slip 1 K1 all the way across
 Slip 1st st then purl all the way across (repeat last two rows for 20 more rounds)



In middle of heel start to turn heel: K1 K2tog K1 turn around
 Slip 1st stitch P2 P2tog P1 turn around

Continue turning until no more stitches remain to be turned

Foot: Change to MC. K 14 pick up 12 sts along heel. K3 P1 across top of foot. Pick up 12 sts along heel. K2tog every second round at end of first needle and start of 3rd needle until 52 sts remain
 Knit until ½ inch from the end of toe

Take in toe: Decrease for toe as follows

Rnd 1: On Needle 1, knit to last 3 sts, k2tog, k1;
 on Needle 2, k1, ssk, knit to last 3 sts, k2tog, k1;
 on Needle 3, k1, ssk, knit to end—4 sts dec'd.

Rnd 2: Knit.

Rep Rnds 1 and 2 five more times—20 sts rem. Rep Rnd 1 only 3 times—8 sts rem.

Finishing: Break yarn, leaving a 10" tail.

Arrange 4 sts each on 2 needles for top and bottom of toe, thread tail on a tapestry needle and use the Kitchener st to graft sts tog. – Or –

For an alternative, no-graft finish, thread needle through rem sts, drawstring-fashion, pull tight to close tip of toe, and fasten off on WS of work. Weave in loose ends.